

What is special about diffusion on scale-free nets?

Erik M Bollt^{1,2} and Daniel ben-Avraham^{2,3}

¹ Department of Math and Computer Science, Clarkson University, Potsdam, NY 13699-5805, USA

² Department of Physics, Clarkson University, Potsdam, NY 13699-5820, USA
E-mail: bolltem@clarkson.edu and benavraham@clarkson.edu

New Journal of Physics 7 (2005) 26

Received 1 October 2004

Published 31 January 2005

Online at <http://www.njp.org/>

doi:10.1088/1367-2630/7/1/026

Abstract. We study diffusion (random walks) on recursive scale-free graphs and contrast the results to similar studies in other analytically soluble media. This allows us to identify ways in which diffusion in scale-free graphs is special. Most notably, scale-free architecture results in a faster transit time between existing nodes when the network grows in size; and walks emanating from the most connected nodes are recurrent, despite the network's infinite dimension. We also find that other attributes of the graph, besides its scale-free distribution, have a strong influence on the nature of diffusion.

³ Author to whom all correspondence should be addressed.

Contents

1. Introduction	2
2. Measures of diffusion	3
2.1. Theoretical techniques and the complete graph	4
3. Diffusion in other media	7
3.1. Regular and fractal lattices	7
3.2. Erdős–Rényi graphs	8
3.3. Regular trees: the Cayley tree	9
3.4. Summary and outlook	9
4. Diffusion in recursive scale-free nets	9
4.1. FPT for old nodes	10
4.2. FPT for all nodes	12
4.3. Recurrence	13
5. Discussion	15
Acknowledgments	16
Appendix A. Recursive scale-free nets	16
Appendix B. Dynkin’s equations for adjacency matrices	17
Appendix C. Adjacency matrices of self-similar graphs	19
References	20

1. Introduction

Recently, there has been growing interest in large stochastic networks, such as social networks of contacts, networks of collaboration between scientists, the internet, flight connections, networks of predator–prey and many other examples in biology, sociology, economics and even linguistics [1]–[4]. While the enquiry into networks begins with Eüler’s seminal work on Graph Theory, the latest interest stems from the discovery that many of the large networks encountered in everyday life seem to be scale-free [1, 2]: the distribution of the degree of the nodes (the number of links k coming out of a node) has a power-law tail,

$$P(k) \sim k^{-\lambda}, \quad k \gg 1. \quad (1)$$

The scale-free degree distribution is implicated in exotic properties of the networks, such as increased resilience to random failure (the nets maintain a connected backbone under random dilution of the nodes when the degree exponent is $2 \leq \lambda \leq 3$) and increased vulnerability to a removal of the most highly connected nodes [5]. Indeed, it has been suggested that the need to attain such attributes might have acted, in some cases, as the natural selection mechanism giving rise to the scale-free distribution in the first place.

In this paper, we examine whether there is anything special about transport by diffusion in scale-free nets. Diffusion is of course a very natural mode of transport, where hopping from one node to the next is unaffected by the history of the walk. (We think mainly of simple random walks, where the walker takes one time step to transit between adjacent nodes, and refer to these as diffusion.) Accordingly, diffusion on various networks has been studied extensively

[6]–[9]. In particular, see [10], in which reaction–diffusion was simulated on random scale-free graphs and notable differences compared to other network architectures were found. Recent simulation results in [11] concur that the reactions running on scale-free graphs run more rapidly. Indeed, marked differences in diffusion have been discussed as having an important role in social network functions [12] and even in network tomography problems by diffusion [13]. We approach the question of what is special about diffusion in scale-free graphs by comparing recursive scale-free nets [14, 15] to other nets. To make the comparison meaningful, we require that the nets possess a well-defined average degree, $\langle k \rangle < \infty$, in the thermodynamic limit of $N \rightarrow \infty$.⁴ The *recursive* scale-free nets are studied for convenience, because they allow for exact analysis [16]. Our hope is that stochastic scale-free nets are well represented by the examples chosen, although to what extent they do is still an open question. We do find advantages with a scale-free architecture in the form of faster transit times between existing nodes when the network grows in size. We also observe that walks emanating from the most connected nodes are recurrent, despite the networks’ infinite dimension.

The rest of this paper is organized as follows. Diffusion and its effectiveness can be gauged in many different ways, and in section 2 we explain which aspects of diffusion we choose to focus on. As an example, we examine the complete graph, thereby introducing some basic techniques used later in the study of scale-free nets. In section 3, we briefly survey how diffusion fares on other network architectures, including regular and fractal lattices. Most of our results are given in section 4, where we analyse two recursive scale-free nets sharing the same degree distribution but representing two extremes in terms of the number of paths connecting any two nodes. Our conclusions are summarized in section 5. Technical details about the scale-free networks studied here and the methods used for this purpose are left to the appendices.

2. Measures of diffusion

Diffusion along networks can be characterized in many different ways, but we find it most convenient to focus on the following:

- Mean transit time, T_{ij} : this is the mean first-passage time (FPT) between two distinct nodes i and j , averaged over all node pairs.
- Mean return time, T_{ii} : this is the mean time for returning to a node i for the first time (after having left it), averaged over all the nodes of the net.
- Scaling efficiency: how the various FPTs increase upon growth of the net.
- Recurrence: diffusion from a node is recurrent if a walker starting from the node returns to the node almost surely over the course of time. When diffusion is not recurrent, we call it *transient*. The concept is useful only in the limit $N \rightarrow \infty$, since all nodes are recurrent when $N < \infty$ regardless of the net’s architecture.

The mean transit time T_{ij} is a measure of how fast one can navigate the net randomly, through diffusion. The mean return time T_{ii} is a rough measure of *prominence*: how easy it is to find your way back home. The average over all ij pairs of nodes (for T_{ij}) or over all nodes i (for T_{ii}) is necessary in order to obtain a single figure of merit representative of the graph as a

⁴ One may imagine that adding a new node costs some energy, money, etc, proportional to the number of links required to connect it, and that the average rate of expenditure in building the net is constant.

whole. We omit the commonly used angular brackets denoting average, for brevity, whenever there is no risk of confusion. In situations where the graph is highly inhomogeneous, the average conceals the wide distribution found when looking at individual nodes. We shall indeed examine this distribution for the notoriously inhomogeneous case of scale-free nets.

A quantity related to the mean transit time is the mean sojourn time, the FPT from node i to node j and back: $T_{iji} = T_{ij} + T_{ji}$. While T_{ij} is not necessarily equal to T_{ji} for a specific pair of nodes, upon taking the average over all pairs one simply has $\langle T_{iji} \rangle = 2\langle T_{ij} \rangle$, so the mean sojourn time is trivially related to the mean transit time and will be ignored in our study. Note that there is no simple relation between T_{iji} and T_{ii} , and separate consideration of the latter is necessary.

In all cases, the relevant question is how the FPT scales with the size of the net, N . Clearly, the various FPTs increase with N , but we ask whether there is a preferred architecture that minimizes the increase. To tackle this issue, we introduce the concept of *scaling efficiency*. Suppose that the net grows in size, from N to bN nodes. We expect that in the thermodynamic limit of $N \rightarrow \infty$,

$$T_{ij}(bN) \sim b^{\eta_{ij}} T_{ij}(N), \quad (2)$$

defining the scaling efficiency exponent η_{ij} . (An analogous relation for T_{ii} defines η_{ii} .)

Scaling efficiency can be restricted to the nodes already present in the network *before* growth. Let $T'_{ij}(bN)$ be the mean transit time in the augmented network, averaged over the *original* set of nodes (before growth). Then, we define the *restricted* scaling efficiency exponent ν_{ij} thus:

$$T'_{ij}(bN) \sim b^{\nu_{ij}} T_{ij}(N), \quad (3)$$

and similarly for ν_{ii} . Implicit in this definition is the assumption that growth occurs in a way that preserves the relevant attributes of the network (for example, the degree distribution). Suppose that the net in question is the internet and that T_{ij} , representing the average number of links to be randomly followed to connect two users, is sampled at two different times. In that case, ν_{ij} reflects the inconvenience in increased transit time associated with growth for *old* users, those that were there already at the first sampling, whereas η_{ij} refers to *all* users, old and new. We shall see that, for some scale-free architectures, $\nu_{ij} < \eta_{ij}$.

Finally, recurrence is a stricter measure of prominence than the mean return time. Indeed, a finite mean return time implies recurrence, but diffusion from a node might be recurrent despite having a diverging mean return time. We will show that recurrence in scale-free nets may vary from node to node, thus we shall deem a *node* recurrent (or transient) if diffusion from that particular node is recurrent (or transient). A simple way to decide whether a node is recurrent is to trap all walkers that return to the node and consider the survival probability of the remaining walkers in the long time asymptotic limit: the node is recurrent if the survival probability tends to zero.

2.1. Theoretical techniques and the complete graph

We now demonstrate some basic theoretical techniques for analysing FPT, as applied to complete graphs. In a complete graph of N nodes, K_N , all nodes are connected to one another (there are $\frac{1}{2}N(N-1)$ links). The complete graph is maximally connected⁵ and serves as a useful yardstick.

⁵ Consider that, in K_N , every node is exactly one link away from any other node: no other N -graph is so tightly connected.

Furthermore, the high symmetry of K_N simplifies its analysis and makes it a perfect start for pedagogical purposes.

The mean transit time T_{ij} satisfies the equation

$$T_{ij} = \frac{1}{N-1} + \frac{N-2}{N-1}(1 + T_{ij}). \quad (4)$$

A walker starting off from node i faces $N - 1$ equally likely choices (corresponding to the number of links emanating from i). Only one of the links would lead to node j directly, in one time step. This choice is represented by the first term on the rhs of equation (4). The second term represents a choice leading to a different node, h . This happens with probability $(N - 2)/(N - 1)$, which accounts for the prefactor. It takes one time step to reach node h , and then the walker is faced with an additional mean FPT T_{hj} , to reach the target j from node h . However, due to the fact that, in the complete graph, all nodes are equivalent, T_{hj} is identical to T_{ij} , enabling one to close the equation. Solving for T_{ij} , we obtain

$$T_{ij}(N) = N - 1. \quad (5)$$

The mean return time is analysed in a similar manner. It satisfies the simple equation

$$T_{ii} = 1 + T_{ji}. \quad (6)$$

A walker starting off from i must step to one of the neighbouring sites j , taking one time step to do so. This accounts for the first term on the rhs of (6). Once at j , the walker needs an additional time T_{ji} for returning to i (second term). However, all sites being equivalent, $T_{ji} = T_{ij}$. Hence,

$$T_{ii}(N) = N. \quad (7)$$

Equations (4) and (6) are particular instances of the underlying backward equation (known also as Dynkin's equation) [7, 17], a general, powerful approach which is best learnt by example. See also appendix B.

For the simple case of the complete graph, we can do better than merely deriving the mean FPT; we can, in fact, obtain the whole distribution of FPTs. Let $F_{ij}(t)$ be the probability that the FPT from i to j is exactly t . It satisfies the equation

$$F_{ij}(t) = \frac{1}{N-1}\delta_{t,1} + \frac{N-2}{N-1}F_{ij}(t-1), \quad (8)$$

where $\delta_{t,1}$ is a Kronecker delta-function. A walker either gets from i to j in one time step with probability $1/(N - 1)$ (the first term on the rhs) or gets first to some other site (the second term). Getting to the other site takes one time step, so to conclude in t steps the walker needs to complete the trek in $t - 1$ steps.

The recursion is best solved by means of the generating function

$$\hat{F}_{ij}(x) = \sum_{t=0}^{\infty} F_{ij}(t)x^t. \quad (9)$$

Operating on (8) with $\sum_t x^t$ yields

$$\hat{F}_{ij}(x) = \frac{1}{N-1}x + \frac{N-2}{N-1}x\hat{F}_{ij}(x), \quad (10)$$

or

$$\hat{F}_{ij}(x) = \frac{x}{(N-1) - (N-2)x}. \quad (11)$$

After Taylor-expanding $\hat{F}_{ij}(x)$, one can read off the probabilities directly:

$$F_{ij}(t) = \frac{1}{N-1} \left(\frac{N-2}{N-1} \right)^{t-1}, \quad t = 1, 2, \dots \quad (12)$$

The distribution of mean transit times is a simple exponential, and it is easily verified that $T_{ij} = \sum_t tF_{ij}(t) = N-1$, in agreement with our previous finding. It immediately follows that the distribution of mean return times is exponential as well,

$$F_{ii}(t) = \frac{1}{N-1} \left(\frac{N-2}{N-1} \right)^{t-2}, \quad t = 2, 3, \dots \quad (13)$$

The exponential tail is a generic feature in all finite graphs (regardless of the architecture). For $t \gg T_{ij}$, one expects $F_{ij}(t) \sim \exp(-\alpha t/T_{ij})$ (α is a constant of the order of unity), and similarly for $F_{ii}(t)$. Differences are to be found only in the early time regime, $t \lesssim T_{ij}$. Note, however, that with $N \rightarrow \infty$, this ‘early’ time regime can be arbitrarily large.

We now turn to the question of recurrence on the complete graph. For this purpose, imagine an ensemble of walkers starting off from a node (the ‘origin’). The walkers get trapped whenever they return to the origin, and are taken out of circulation. Because all nodes, besides the origin, are equivalent, the probability for finding a walker in any of the nodes is equal. Denote the probability for finding a walker in a node (besides the origin) at time t by S_t . Clearly, it satisfies

$$S_{t+1} = \frac{N-2}{N-1}S_t, \quad (14)$$

for the walker leaves the node with probability one, but walkers from each of the $N-2$ neighbouring nodes (all but the origin) step into the site with a probability proportional to $1/(N-1)$, and also proportional to the density of walkers in the neighbouring sites, S_t . The solution is

$$S_t = S_0 \left(\frac{N-2}{N-1} \right)^t, \quad (15)$$

so we see that, in the limit $N \rightarrow \infty$, the survival probability is constant: the walker never returns to the origin, and diffusion on the complete graph is transient. Note that, to test for recurrence, it is necessary to take the limit $N \rightarrow \infty$ before considering the long-time asymptotic of $t \rightarrow \infty$.

Another easy way to see that the complete graph is transient, is from the distribution of FPTs. We see from equation (13) that $F_{ii}(t) \rightarrow 0$ as $N \rightarrow \infty$, for any finite t . That is, as $N \rightarrow \infty$, the probability of returning to the origin at any finite time is zero.⁶

⁶ Survival and FPT are in fact related through $F(t) = -dS(t)/dt$.

With regard to the scaling efficiency, the scaling of T_{ij} and T_{ii} with N implies that, for the complete graph,

$$\eta_{ij} = 1, \quad \eta_{ii} = 1. \quad (16)$$

Also, since all sites are equivalent, whether one averages over the pre-existing nodes or all nodes does not make any difference in this case, and

$$v_{ij} = 1, \quad v_{ii} = 1. \quad (17)$$

In closing this section, we remind the reader that the complete graph is an extreme, ideal case of maximal connectivity. This ideal of connectivity comes at the cost of an inability to maintain $\langle k \rangle$ constant as N increases. To do this, most links—a fraction $1 - \mathcal{O}(1/N)$ —need to be removed. The question is whether one can whittle down the graph in such a way as to improve the benchmarks of diffusion considered here. On the one hand, removing links increases the average distance between nodes, thus contributing to larger FPTs. On the other hand, judicious removal of links can help a walker focus on following selected paths between the nodes, reducing the risk of getting lost in a plethora of roundabout paths. It is these two tendencies that must be balanced in designing efficient nets for transport by diffusion.

3. Diffusion in other media

Let us now review how diffusion fares in some of the better known media, besides scale-free nets. Our goal here is to try and understand how diffusion changes from one architecture to another, and why.

3.1. Regular and fractal lattices

Regular lattices are one simple way to scale the net in size while maintaining a constant $\langle k \rangle$, since the degree of each node is fixed. Diffusion on regular lattices changes in character with dimensionality. The mean FPT scales as

$$T_{ii}(N) \sim N, \quad T_{ij}(N) \sim \begin{cases} N^2, & d = 1, \\ N, & d \geq 2. \end{cases} \quad (18)$$

In the limit of $N \rightarrow \infty$, the distribution of FPTs (whether from a site to itself, or from a site to another at a finite distance) behaves as

$$F(t) \sim \begin{cases} 1/t^{3/2}, & d = 1, \\ 1/t \ln^2 t, & d = 2, \\ 1/t^{d/2}, & d \geq 3. \end{cases} \quad (19)$$

Note that, in $d = 1, 2$, the mean FPT $T = \int t F(t) dt$ diverges, although diffusion is recurrent. In $d \geq 3$, the integral $\int F(t) dt < 1$ and there is a finite probability that the walker never returns to the origin: diffusion is transient (and the mean FPT diverges as well).

Consider now fractal lattices. It is possible to construct fractal lattices such that $\langle k \rangle$ is bounded. A well-known example is the Sierpinski gasket, where all nodes other than the three corners have degree $k = 4$. Diffusion in fractals is anomalous and scales as [9]

$$\langle r^2 \rangle \sim t^{2/d_w}, \quad d_w > 2. \quad (20)$$

For regular Euclidean lattices, the walk dimension $d_w = 2$ and diffusion is normal (or Fickian). When d_w is larger than the fractal dimension of the underlying medium d_f , diffusion is recurrent; otherwise, if $d_w < d_f$, diffusion is transient. The mean return time in fractals scales as $T_{ii}(N) \sim N$.⁷ The mean transit time scales as

$$T_{ij} \sim \begin{cases} N^{d_w/d_f}, & d_w > d_f, \\ N, & d_w < d_f. \end{cases} \quad (21)$$

For example, for the Sierpinski gasket $d_f = \ln 3 / \ln 2$, $d_w = \ln 5 / \ln 2$. As implied by $d_w > d_f$, diffusion is recurrent, and $T_{ij}(N) \sim N^{\ln 5 / \ln 3}$.

The scaling in (21) can be understood in the following way. When diffusion is recurrent, the typical time to transit between i and j is $T_{ij} \sim r_{ij}^{d_w}$. But the typical distance between two sites scales as $r \sim N^{1/d_f}$, and (21) follows. If diffusion is not recurrent, the target j may not be reached even after the walker's displacement equals r_{ij} . Instead, we would typically wait until each site on the lattice is visited once, on average, before j is reached, and that would take as many steps as there are nodes in the lattice, or $T \sim N$. Regular Euclidean lattices may be subsumed in this description of fractals, with $d_f = d$ and $d_w = 2$. The Euclidean dimension $d = 2$ is a marginal case where $d_w = d_f$. Diffusion turns out to be recurrent in this case.

3.2. Erdős–Rényi graphs

Another interesting case is that of the Erdős–Rényi (ER) random graph [18, 19]. It consists of a complete graph K_N where only a fraction p of the links is realized (a fraction $1 - p$ of the links is absent). At $p_c = 1/N$, the ER graph undergoes a percolation phase transition: as long as $p > p_c$, there exists a *giant component* of N_g nodes that forms a finite fraction of the graph, $N_g/N > 0$ as $N \rightarrow \infty$. As p approaches p_c^+ , the giant component disappears, splintering into a multitude of smaller components.

To maintain $\langle k \rangle$ constant as $N \rightarrow \infty$, we must have $p = \mu/N$, $\mu \geq 1$. (Since there are $N(N-1)/2$ links in K_N , this guarantees $\langle k \rangle = \mu$.) Essentially, we are looking at the giant component near the percolation threshold. In this case, we know that $T_{ii}(N_g) \sim N_g$, and

$$T_{ij}(N_g) \sim N_g^{3/2}. \quad (22)$$

This result too is related to fractals, as summarized above. It is well known that percolation in ER graphs is analogous to percolation in $d = 6$ dimensions. In the latter case, the incipient infinite percolation cluster (the analogue of the giant component) has a fractal dimension $d_f = 4$, and diffusion on it is anomalous, with $d_w = 6$. The scaling of $N_g^{3/2}$ found in ER graphs is thus consistent with N^{d_w/d_f} of percolation in $d = 6$ dimensions.

⁷ It can in fact be shown that $T_{ii}(N) \sim N$ for a wide class of graphs under quite general conditions. See, for example, [6].

3.3. Regular trees: the Cayley tree

As a last case, before we turn to scale-free graphs, we consider the Cayley tree. The Cayley tree is a regular tree graph, where each node has a fixed degree, k . While normally one considers the infinite tree, for our purpose, we may imagine the tree to be finite, consisting of N nodes. Diffusion on the Cayley tree can be analysed in a straightforward way, by using the underlying backward equation. One finds that both T_{ii} and T_{ij} scale linearly with N (for both old or new nodes). When $N \rightarrow \infty$, diffusion is transient. An easy way to see this is the following: consider a site on the Cayley tree that we shall take to be the ‘origin’. The k neighbouring sites constitute shell 1, and their neighbours (other than the ones on shell 1) are shell 2, etc. A site on shell l has $k - 1$ neighbours on shell $l + 1$, but only one neighbour on shell $l - 1$. Thus, diffusion from shell to shell is biased: the walker steps from l to $l + 1$ with probability $(k - 1)/k$, as opposed to probability $1/k$ for stepping back to $l - 1$. This generates a drift away from the origin and results in transience.

3.4. Summary and outlook

In all the cases we have seen so far, it would seem that one can have fast FPTs, or recurrence, but *not* both simultaneously. Linear scaling of the FPTs with N is the best we have seen, but diffusion seems to be transient (and ‘finding your way back home’ improbable) whenever that is achieved. When diffusion is recurrent, it comes at the expense of a poorer scaling of FPTs with the size of the system: doubling the number of nodes more than doubles the mean transit times.

All the graphs considered above were homogeneous, at least in a statistical sense. That means that the distinction between scaling for old or new nodes (upon growth), mentioned in the section 1, is irrelevant. Likewise, all nodes in the networks we have seen were of only one type, either transient or recurrent. We shall now see that, in scale-free nets, one can achieve both fast FPTs *and* recurrence simultaneously, at least for a part of the graph. More precisely, the average FPTs for *all* nodes in scale-free graphs scales linearly with N , but increases *sublinearly* for the nodes that were already present in the net before growth. Additionally, the most connected nodes in the net (the hubs) might be recurrent, although the rest of the net is transient. The large inhomogeneity of scale-free graphs (manifest in the degree distribution) is partially responsible for these trends.

4. Diffusion in recursive scale-free nets

Our discussion of diffusion in scale-free nets is limited to two examples of deterministic, recursive constructs: a scale-free tree (SF \perp) and a scale-free graph with loops (SF Δ) [14]. They share the same degree distribution, $P(k) \sim k^{-\lambda}$, with exponent $\lambda = 1 + \ln 3 / \ln 2$. A full description of these graphs is given in appendix A. The two cases symbolize two extremes: SF \perp has no loops (or cycles)—there is only one possible path connecting any two nodes; but SF Δ is full of cycles of all sizes, and the number of alternative routes between two nodes increases as $N^{\ln 2 / \ln 3}$ as the graph grows recursively [20]. Random scale-free graphs lie somewhere between these two extremes.

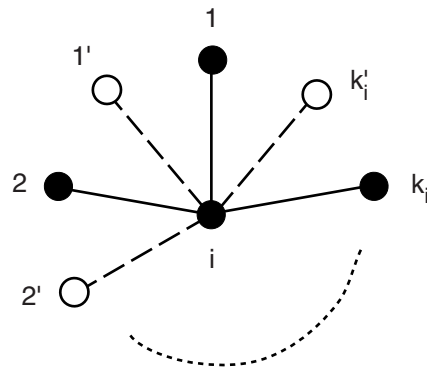


Figure 1. Growth of FPTs in going from $SF\perp_n$ to $SF\perp_{n+1}$. Node $i \in SF\perp_n$ has k_i neighbours in generation n (●) and k_i' new neighbours in generation $n + 1$ (○). The new nodes are of degree 1, and are connected only to i (---; refer to appendix A).

4.1. FPT for old nodes

Consider a node i in the n th generation of the scale-free tree, $SF\perp_n$. The FPT for a walker in that node to exit to *any* of its k_i neighbours is 1. Upon growth of the network to generation $n + 1$, the node will double its degree from k_i to $2k_i$. (All the new nodes are of degree 1, see appendix A) We will now show that the FPT from i to any of the *old* k_i neighbours, in the newly grown net $SF\perp_{n+1}$, is 3. It follows that the passage time from any node $i \in SF\perp_n$ to any node $j \in SF\perp_n$ triples, on average, upon growth to generation $n + 1$:

$$T'_{ij}(N_{n+1}) = 3T_{ij}(N_n), \quad (23)$$

Since the size of the tree triples asymptotically (as $n \rightarrow \infty$), $N_{n+1} = 3N_n - 3$, this means that the scaling efficiency exponent for old nodes is $\nu_{ij} = 1$.

To see the basic scaling, we refer to figure 1. Let the FPT for going from node i to any of the old k_i neighbours be T . Let the FPT for going from any of the new k_i' neighbours to one of the old k_i neighbours be A . Then, the underlying backward equations are

$$T = \frac{1}{2} + \frac{1}{2}(1 + A),$$

$$A = 1 + T,$$

with a solution $T = 3$, as stated.

Consider now the return FPT to node i , T_{ii} . Let T'_{ii} be the FPT for returning to node i in $SF\perp_{n+1}$. Let T'_{ji} be the FPT from j —an old neighbour of $i \in SF\perp_n$ —to i , in $SF\perp_{n+1}$. Similarly, let T_{ii} be the FPT for returning to i in $SF\perp_n$ and T_{ji} the FPT from the same neighbour j , to i , in $SF\perp_n$. For $SF\perp_n$, we have the underlying backward equation

$$T_{ii} = \frac{1}{k_i} \sum_{j=1}^{k_i} (1 + T_{ji}),$$

while, for $SF\perp_{n+1}$,

$$T'_{ii} = \frac{1}{2}(2) + \frac{1}{2k_i} \sum_{j=1}^{k_i} (1 + T'_{ji}).$$

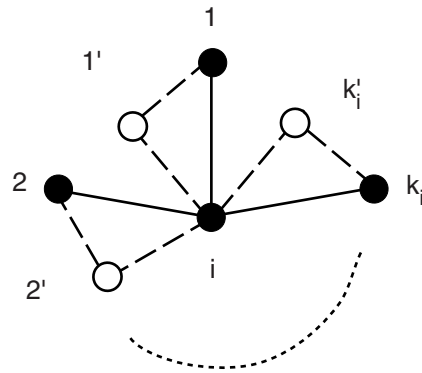


Figure 2. Growth of FPTs in going from $SF\Delta_n$ to $SF\Delta_{n+1}$. Node $i \in SF\Delta_n$ has k_i neighbours in generation n (●) and k_i new neighbours in generation $n + 1$ (○). A new node j' is of degree 2, and is connected to i and to the old node j (---; refer to appendix A).

The first term on the rhs indicates the possibility that the walker steps from i to one of the new neighbours and back, which happens with probability $1/2$ (half of the neighbours are new) and takes two time steps. We have already shown that $T'_{ji} = 3T_{ji}$, which enables us to eliminate $\sum T_{ji}$, $\sum T'_{ji}$, and yields

$$T'_{ii}(N_{n+1}) = \frac{3}{2}T_{ii}(N_n). \quad (24)$$

In other words, $v_{ii} = 1 - \ln 2 / \ln 3 < 1$.

The scale-free graph with loops $SF\Delta$ performs even better than that. In this case, the FPT in going from node $i \in SF\Delta_n$ to node $j \in SF\Delta_n$ in the larger graph $SF\Delta_{n+1}$ merely doubles:

$$T'_{ij}(N_{n+1}) = 2T_{ij}(N_n), \quad (25)$$

or $v_{ij} = \ln 2 / \ln 3 < 1$ (compare to $v_{ij} = 1$ for $SF\perp$). To see this basic scaling, we refer to figure 2 and write the underlying backward equations for T (the FPT for exiting node $i \in SF\Delta_n$ in the graph $SF\Delta_{n+1}$) and A (the FPT for reaching i from any of its new k_i neighbours in generation $n + 1$):

$$T = \frac{1}{2} + \frac{1}{2}(1 + A), \quad A = \frac{1}{2} + \frac{1}{2}(1 + T).$$

Equation (25) follows from the solution $T = 2$, found upon eliminating A .

The equations for T'_{ii} are a bit more involved than for the recursive tree $SF\perp$, for we also need to consider T_{ji} , the FPT for getting from a new neighbour j' back to i (for $SF\perp$, $T_{ji} = 1$). We have

$$T_{ii} = \frac{1}{k_i} \sum_{j=1}^{k_i} (1 + T_{ji}),$$

$$T'_{ii} = \frac{1}{2k_i} \sum_{j'=1}^{k_i} (1 + T_{j'i}) + \frac{1}{2k_i} \sum_{j=1}^{k_i} (1 + T'_{ji}),$$

$$T_{j'i} = \frac{1}{2} + \frac{1}{2}(1 + T'_{ji}).$$

Again, the relation $T'_{ji} = 2T_{ji}$ already found above enables one to eliminate all the unknown variables, leading to

$$T'_{ii}(N_{n+1}) = \frac{3}{2}T_{ii}(N_n), \quad (26)$$

exactly as for $SF\perp$. Thus, for returning to the origin we find the same efficiency scaling exponent $\nu_{ii} = 1 - \ln 2 / \ln 3$ as for the recursive tree.

We see that, in the recursive scale-free nets we have analysed, the FPT for old nodes scales more favourably, upon growth, than for all the other cases considered before. Indeed, here, $\nu_{ii} < 1$ for the first time, and for $SF\Delta$ also $\nu_{ij} < 1$. The question arises whether this preferred scaling does not come at the expense of a poorer scaling for the FPT between new nodes (that constitute the largest part of the net). We show next that this is not the case and that $\eta_{ii} = \eta_{ij} = 1$.

4.2. FPT for all nodes

Consider $T_{jj'}$, the FPT for returning to a new node $j' \in SF\perp_n$, a neighbour of $i \in SF\perp_{n-1}$. Let T_1 be the FPT from i to j' , and let R be the FPT for returning to i (starting from i) without ever visiting j' . We have

$$T_{jj'} = 1 + T_1, \quad T_1 = \frac{1}{k_i} + \frac{k_i - 1}{k_i}(R + T_1).$$

The second equation here is non-standard and requires elaboration: it is based on the fact that starting from i the walker would go to j' with probability $1/k_i$ (k_i being the degree of i in $SF\perp_n$), taking one time step to do so. With the remaining probability, the walker selects one of the other neighbours, but then takes an average time R to return to i , and it still needs time T_1 to get to j' .

To close these equations, we express the FPT for returning to i as

$$T_{ii}(N_n) = \frac{1}{k_i}(2) + \frac{k_i - 1}{k_i}R.$$

Eliminating T_1 and R , this leads to

$$T_{jj'}(N_n) = k_i T_{ii}(N_n). \quad (27)$$

Finally, using this equation together with the recursion relation of equation (24) and the fact that k_i doubles in each generation, we find that

$$T_{jj'}(N_n) = 2 \times 3^{n-1} \sim 2N_n. \quad (28)$$

Curiously, the result is the same for all new nodes j' , despite the fact that they are not equivalent (while they all have degree 1, they are connected to nodes of varying degrees).

We are ready to take averages over all nodes. Iterating (24), and (27), we see that in $SF\perp_n$ there are two nodes with $T_{ii} = 2 \times 3^{n-1}/2^{n-1}$, two nodes with $T_{ii} = 2 \times 3^{n-1}/2^{n-2}$, 2×3^m with $2 \times 3^{n-1}/2^{n-2-m}$, ..., and $2 \times 3^{n-2}$ with $T_{ii} = 2 \times 3^{n-1}$. We thus obtain

$$\langle T_{ii} \rangle_n = \frac{2^{3-n}(9 + 2^n \times 3^n)}{5(3 + 3^{2-n})} \rightarrow \frac{8}{15}3^n \sim \frac{8}{5}N_n, \quad (29)$$

which shows that $\eta_{ii} = 1$. Basically, the poorer scaling of the new nodes dominates the average.

Next, consider T_{ij} in $\text{SF}\perp_n$, from *any* node i to *any* other node j . New nodes are always of degree $k = 1$ and are connected to one of the old nodes (and nothing else). Hence, the FPT from a new node i' (a neighbour of the old node i) to node j is only one time step longer than T_{ij} and does not contribute to the scaling as $N \rightarrow \infty$. We need only worry about $T_{ij'}$, from old node i to new node j' (a neighbour of old node j). The underlying backward equation for this case is

$$T_{ij'} = T_{ij} + T_{jj'}.$$

On the other hand,

$$T_{j'j'} = 1 + T_{jj'},$$

which in conjunction with (28) yields,

$$T_{ij'} = T_{ij} + 2 \cdot 3^{n-1} - 1 \sim N_n. \quad (30)$$

The last scaling relation follows from (23) and $N_n \sim 3^n$. In summary,

$$\langle T_{ij} \rangle_n \sim N_n, \quad (31)$$

and also $\eta_{ij} = 1$.

For $\text{SF}\Delta$, we cannot perform the analogous calculations analytically—because of the way new nodes are connected to two old nodes, rather than one, as in $\text{SF}\perp$, barring us from obtaining $T_{ij'}$ in an obvious way. Instead, we have written computer code for generating and solving the underlying backward equations for all the nodes in $\text{SF}\Delta_n$ (see appendix B). Memory and time limitations restrict this approach to modest values of n , but it becomes quickly apparent that the scaling is similar to that of $\text{SF}\perp$. For T_{ii} , for example, we have already seen that the scaling for old nodes is the same as for $\text{SF}\perp$. Our numerical results confirm this, and also reveal that new nodes scale in the same way as (28):

$$T_{j'j'}(N_n) = 3^n \sim 2N_n. \quad (32)$$

The end result is that the FPTs for returning to a node in $\text{SF}\Delta_n$ are 3/2 times larger than the FPTs in $\text{SF}\perp_n$, and have the very same distribution (figure 3). In summary, also for $\text{SF}\Delta$, $\eta_{ii} = \eta_{ij} = 1$.

4.3. Recurrence

The most connected nodes, both in $\text{SF}\perp$ and $\text{SF}\Delta$, are recurrent. We can see this from the following heuristic argument. Consider the thermodynamic limit of $N \rightarrow \infty$ (or $n \rightarrow \infty$). Consider a node i in $\text{SF}\perp_n$ or $\text{SF}\Delta_n$ that has been added to the m th generation: in other words, the network has been iterated $n - m$ times since then. In each of these iterations, the FPT for returning to i follows the scaling for old nodes, equations (24) and (26), so $T_{ii} \sim (3/2)^{n-m}$. At the same time, the FPT from i to other nodes scales at least as $T_{ij} \sim 3^{n-m}$, for $\text{SF}\perp_n$, or as $T_{ij} \sim 2^{n-m}$, for $\text{SF}\Delta_n$ (the lower bound is realized for nodes j that were already present in generation m as well). In either case, $T_{ii}/T_{ij} \rightarrow 0$ as $n \rightarrow \infty$, suggesting that node i is recurrent.

In an infinite net, only a fraction zero of the nodes is recurrent. We can relax the definition, however, for finite n and deem node i ‘recurrent’ if $T_{ii} \ll T_{ij}$ or $(3/2)^{n-m} \ll b^{n-m}$ ($b = 3$ for

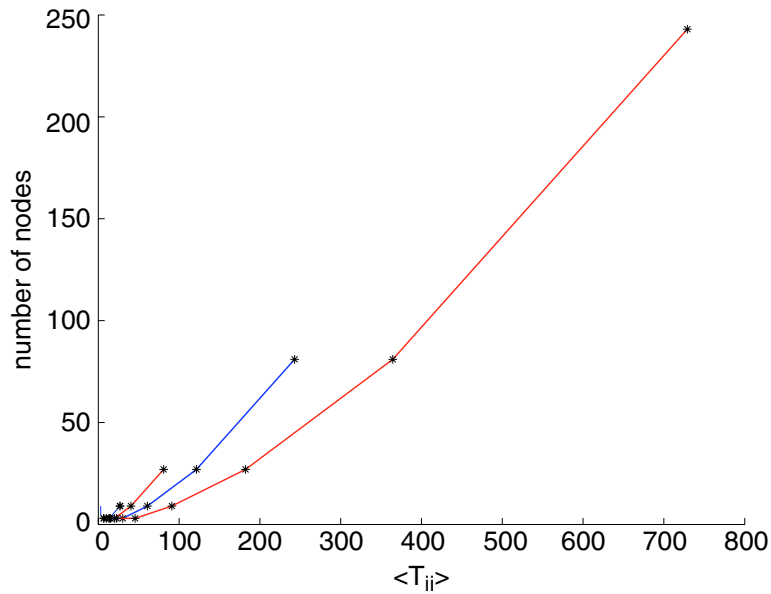


Figure 3. Distribution of mean return times in $SF\Delta_n$. Shown are the number of nodes having a specific mean return time T_{ij} for generations $n = 1, 2, \dots, 6$. The endpoints of the curves represent new nodes, not present in the previous generation, and follow the scaling of equation (32). The remainder of the data points scale in the more advantageous way valid for old nodes (equation (26)). The scaling of mean return times for $SF\perp_n$ is virtually the same.

$SF\perp$ and $b = 2$ for $SF\Delta$). The fraction of ‘recurrent’ nodes is $r = 3^m/3^n \equiv (1/3)^x$. Demanding $T_{ii}/T_{ij} = (3/2b)^x \leq 1/10$, we get $r = 2.6$ and 0.015% for $SF\perp$ and $SF\Delta$, respectively.

For $SF\perp$, we can show directly that the most connected nodes are recurrent. The most connected node in $SF\perp_n$ has 2^{n-1} neighbours, of which $1/2$ are of degree 1, $(1/2)^2$ are of degree 2, \dots , $(1/2)^m$ are of degree 2^{m-1} , \dots , 1 is of degree 2^{n-2} and 1 is of degree 2^{n-1} . Each of these neighbours lies at the root of disconnected branches (they are connected to one another only through the most connected node). Using the backward equations, one can show rather easily that the mean return time to the most connected node, for a walker that steps into a neighbour of degree 2^m , is $3^m + 1$. Imagine that there is a trap, or sink at the origin (the most connected node). Then, half of the walkers—the ones that started off to neighbours of degree 1—get trapped after $3^0 + 1$ time steps; $(1/2)^2$ get trapped after $3^1 + 1$ time steps, on average, etc. After time $t = 3^m + 1$, only $(1/2)^m$ of the walkers survive, or

$$S(t) \sim \exp[-(\ln 2/\ln 3)t] \rightarrow 0, \quad \text{as } t \rightarrow \infty, \quad (33)$$

proving that the node is recurrent. A similar argument holds for any node of degree 2^{n-m} , $n - m < \infty$, $n \rightarrow \infty$.

Before closing this section, we analyse the FPT distribution for transit between two hubs A and B in $SF\Delta_n$. Let $F_n(t)$ be the probability that the FPT from hub A to hub B in $SF\Delta_n$ is t . Let $C(t)$ be the probability that the FPT from hub C to hub B in $SF\Delta_n$ is t . These satisfy the

backward equations:

$$F_n(t) = \frac{1}{2}F_{n-1}(t) + \frac{1}{2} \sum_{t'=0}^t F_{n-1}(t-t')C(t'),$$

$$C(t) = \frac{1}{2}F_{n-1}(t) + \frac{1}{2} \sum_{t'=0}^t F_{n-1}(t-t')F_n(t').$$

It is easier to work with the corresponding generating functions, defined as in equation (9), upon which the convolution terms result in simple products:

$$\hat{F}_n(x) = \frac{1}{2}\hat{F}_{n-1}(t) + \frac{1}{2}\hat{F}_{n-1}(x)\hat{C}(x),$$

$$\hat{C}(x) = \frac{1}{2}\hat{F}_{n-1}(x) + \frac{1}{2}\hat{F}_{n-1}(x)\hat{F}_n(x).$$

Considering generation $n = 1$ separately, we get the boundary condition $F_0(t) = \delta_{t,1}$ or $\hat{F}_0(x) = x$, leading to $\hat{F}_n(x) = x/[2^n - (2^n - 1)x]$ and

$$F_n(t) = \frac{1}{2^n} \left(\frac{2^n - 1}{2^n} \right)^{t-1}, \quad t = 1, 2, \dots \quad (34)$$

Surprisingly, this has the same functional form as equation (12) for the FPT distribution between nodes in the complete graph K_N , not only in the long-time asymptotic limit, which is expected, but also through the early-time regime. Note, however, that the size of the net, N , is here replaced by an effectively smaller size, $2^n \sim N^{\ln 2 / \ln 3}$, emphasizing the advantages of scale-free nets over other architectures.

5. Discussion

We have studied diffusion in large networks, under several different architectures and have identified clear advantages of scale-free networks over other possibilities. In one extreme, the complete graph, K_N , provides for the shortest possible path between any two nodes, but offers many alternative paths between the nodes as well. As a result, the average transit time between nodes, $T_{ij}(N)$, increases only linearly with N . The ‘prominence’ of a node (the ease with which it is re-encountered by a random walker leaving it) is mixed: the FPT for return to a node scales linearly, $T_{ii}(N) \sim N$, but diffusion is transient (there is a finite probability to never find the node again). In the opposite extreme, a one-dimensional chain offers only one path between any two nodes, but now the distance is large (order N). This results in long transit times, $T_{ij}(N) \sim N^2$, but increases the prominence of nodes: $T_{ii}(N) \sim N$ (as in K_N); in addition, diffusion is now recurrent (a random walker departing a node will almost surely revisit it).

Other architectures reviewed in this paper, besides scale-free nets, lie between these two extremes. In lattices and fractals, where the distance between nodes is $\sim N^{1/d_f}$ ($d_f = d$ for Euclidean lattices), the situation is similar to the complete graph when diffusion is transient ($d_w < d_f$) and similar to one dimension when diffusion is recurrent ($d_w > d_f$). For Euclidean lattices, dimension $d = 2$ is a borderline case separating the two scenarios. A smaller distance between nodes (as dimensionality increases) has the further advantage of making any *directed* mode of transport, such as diffusion with drift, faster.

Regular trees, such as the Bethe lattice or Cayley tree, boast even smaller distances between nodes than Euclidean lattices or fractals, of only order $\ln N$, whereas both T_{ij} and T_{ii} scale linearly with N (as good as in K_N), but diffusion is still transient. Overall, diffusion is very similar to that in the complete graph, and the modest logarithmic increase in the distance between nodes seems a small price to pay for keeping the average degree $\langle k \rangle$ constant upon network growth.

The recursive scale-free lattices analysed in this communication outperform all the above architectures. The average FPT for *all* nodes is as good as in K_N ; $T_{ij} \sim N$, but in addition, at least for $SF\Delta$, there is an advantage for the nodes *already present* in the network before growth; $T'_{ij} \sim N^{v_{ij}}$, $v_{ij} < 1$. (For $SF\perp$ we find that $v_{ij} = 1$, but we suspect this is an exception rather than the rule, and is probably related to the complete absence of loops.) The prominence of nodes is, again, at least as good as in K_N ; $T_{ii} \sim N$, but is advantageous for old nodes before growth; $T'_{ii} \sim N^{v_{ii}}$, $v_{ii} < 1$ (both for $SF\Delta$ and $SF\perp$). Also, diffusion from the most connected nodes is recurrent, despite their infinite degree and the essentially infinite dimensionality of the network. Finally, the average distance between nodes in scale-free nets is at least as small as in the Bethe lattice (order $\ln N$) or better, as for random scale-free nets with degree exponent $2 < \lambda < 3$ (order $\ln \ln N$).

We have examined scale-free nets and showed that they hold some advantages for transport through diffusion, but perhaps other architectures are better still. Also, our analytical study was limited to just two cases of scale-free recursive nets: many other recursive models exist, but more importantly, how do *random* scale-free nets compare with our findings? These are some of the main open questions we will be looking at next.

Acknowledgments

We thank S Redner for many useful discussions. This work was partially supported by NSF grants DMS0404778 (to EMB) and PHY0140094 (to DbA).

Appendix A. Recursive scale-free nets

$SF\Delta_n$ is constructed recursively in the following way [14]. The ‘seed’ in generation $n = 1$, $SF\Delta_1$, is identical to K_3 (a triangle). Given the generation n , one can obtain $SF\Delta_{n+1}$ by adding to each existing link a new node of degree 2, connected to the endpoint vertices of the link. Alternatively, $SF\Delta_{n+1}$ may be obtained by joining three copies of $SF\Delta_n$ at the hubs (the most connected vertices). The two methods and the resulting graphs are illustrated in figure A.1. The two different ways for generating $SF\Delta$ may be exploited to study different properties of the graph, as dictated by convenience. For example, the fact that all new bonds are of degree $k = 2$ (method 1) tells us immediately that $\langle k \rangle = 4$, while from the adjoining of three copies (method 2) we obtain the recursion relation

$$N_{n+1} = 3N_n - 3,$$

for the order of $SF\Delta_n$ (the number of nodes in the graph of generation n). This recursion, coupled with $N_1 = 3$, yields $N_n = (3^n + 3)/2$. Method 1 also tells us that, in going from generation n to $n + 1$, the degree of each existing node doubles, while method 2 says that the number of nodes of a given degree triples (except the hubs). The degree distribution follows immediately from these two observations: in $SF\Delta_n$ there are 3^{n-1} nodes of degree 2, 3^{n-2} of degree 2^2 , 3^{n-3}

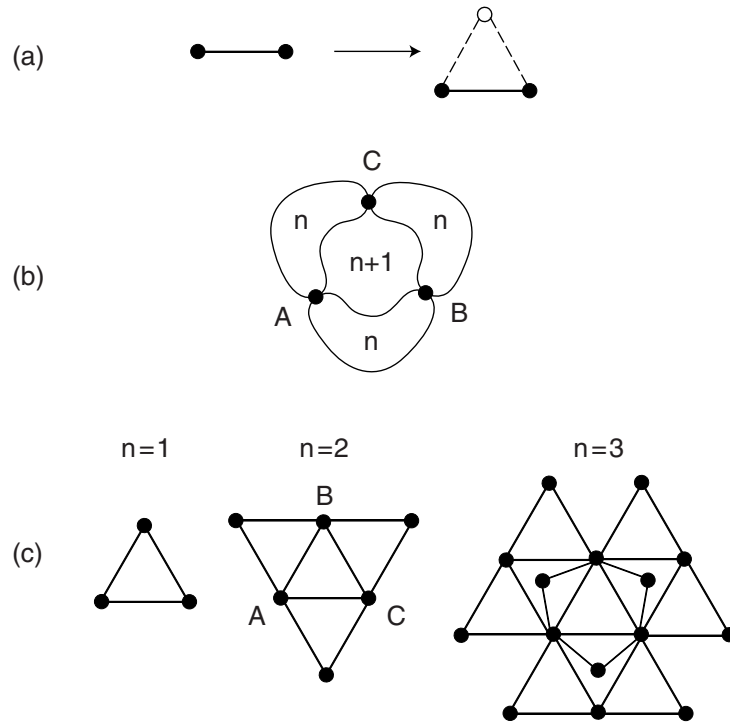


Figure A.1. The recursive scale-free graph $SF\Delta_n$. (a) First method of construction: to each link in generation n (—) add a new node (\circ) of degree 2, connected to the endpoints of the old link (\bullet). (b) Second method of construction: to obtain generation $n + 1$, join three copies of generation n at the hubs (the nodes of highest degree), denoted by A, B and C in the figure. (c) $SF\Delta_n$ is shown for generations $n = 1-3$.

of degree $2^3, \dots, 3^2$ of degree 2^{n-2} , 3 of degree 2^{n-1} and 3 of 2^n . It follows that $P(k) \sim k^{-\lambda}$, $\lambda = 1 + \ln 3 / \ln 2$.

$SF\perp$ is constructed in a similar way. The seed, $SF\perp_1$, is identical to K_2 (a single link connecting two nodes). To pass from generation n to $n + 1$, one either doubles the degree of each existing node by connecting to the node of degree 1 (method 1) or joins three copies of generation n at the hubs (method 2). The two methods of construction and the first few generations are shown in figure A.2. $SF\perp_n$ is very similar to $SF\Delta_n$: it has $2 \times 3^{n-2}$ nodes of degree 1, $2 \times 3^{n-2}$ of degree 2, $2 \times 3^{n-3}$ of degree $2^2, \dots, 2 \times 3$ of degree 2^{n-3} , 2 of degree 2^{n-2} and 2 of 2^{n-1} . The average degree is $\langle k \rangle = 2$ and the degree distribution is scale-free, essentially the same as that of $SF\Delta$; $P(k) \sim k^{-\lambda}$, $\lambda = 1 + \ln 3 / \ln 2$. The most significant difference between $SF\Delta$ and $SF\perp$ is that the latter is a tree—it has no loops and there is only one path connecting any two nodes.

Appendix B. Dykin's equations for adjacency matrices

In this appendix, we present a general form of Dykin's equations suitable for an arbitrary adjacency matrix. We take the adjacency matrix A , of a graph G with vertices $V = \{v_i\}_{i=1}^N$ and

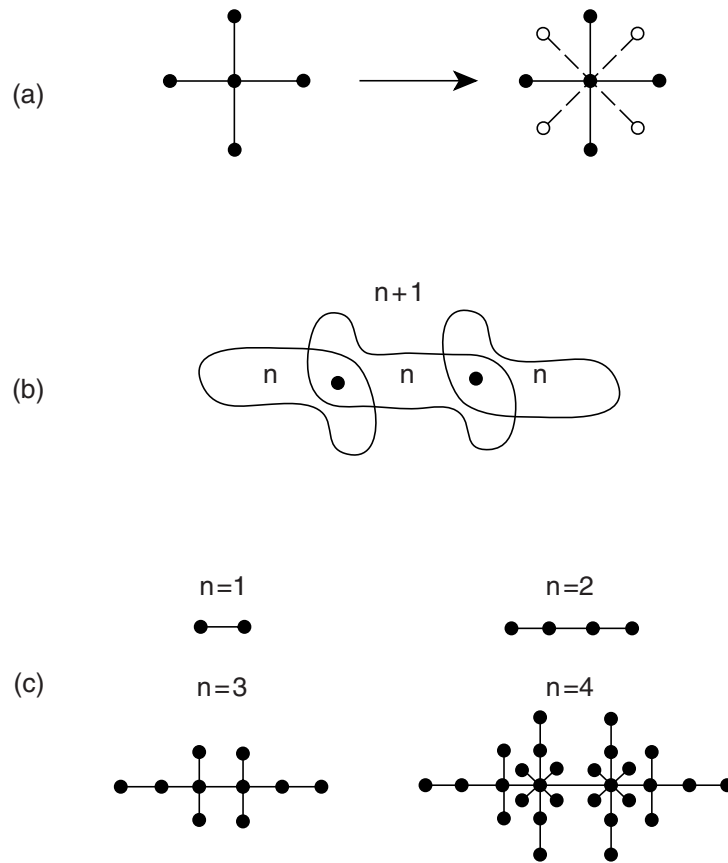


Figure A.2. The recursive scale-free graph $SF\perp_n$. (a) First method of construction: to each node of degree k in generation n (— and \bullet) add k new nodes of degree one, connected only to the old node (- - - and \circ). (b) Second method of construction: to obtain generation $n + 1$, join three copies of generation n at the hubs (the nodes of highest degree), denoted by A and B in the figure. (c) $SF\perp_n$ is shown for generations $n = 1-4$.

edges $\{(v_i, v_j)\}$, to be written as usual,

$$A_{i,j} = \begin{pmatrix} 1 & \text{if there is an edge } (v_i, v_j) \\ 0 & \text{otherwise} \end{pmatrix}. \quad (\text{B.1})$$

The Dynkin's equations describe $(T_i)_j$, the expected first transit time from a vertex i to a vertex j , and the $N \times 1$ vector \mathbf{T}_i records first transit times for all targets j . We rewrite the graph Laplacian

$$L = R_A - A, \quad \text{where } R_A = \text{rowsum}(A)I, \quad (\text{B.2})$$

where I is the identity matrix, and let

$$\ell = R_A^{-1}L = I - R_A^{-1}A. \quad (\text{B.3})$$

A point-source at vertex v_i is represented by

$$\Delta_i = \text{diag}(\lambda_j); \quad \lambda_j = \delta_{ji}, \quad (\text{B.4})$$

an $N \times N$ matrix of all zeros, except for a 1 in the i, i position. It is easy to show that the general form of the Dynkin's equations may be written as

$$[(I - \Delta)\ell + \Delta]\mathbf{T} = (I - \Delta)\mathbf{w}, \quad (\text{B.5})$$

where \mathbf{w} is an $N \times 1$ matrix of all 1-entries. It is expected that this describes a nonsingular system of equations when G has exactly one component, in which case the solution follows,

$$\mathbf{T} = [(I - \Delta)\ell + \Delta]^{-1}(I - \Delta)\mathbf{w}. \quad (\text{B.6})$$

Thus, with the graph presented as an adjacency matrix, we can easily compute first transit times, and by solving (B.6) for each δ_i , for each i , we can compute the full matrix of first transit times, $(\mathbf{T}_i)_j$. The expected first return time from a vertex v_i back to itself is easily obtained as

$$T_{ii} = \|\mathbf{T}_i\|_1, \quad (\text{B.7})$$

the column sum of the vector \mathbf{T}_i . In this fashion, from $(\mathbf{T}_i)_j$, we can compute the full vector of first return times, $\{T_{ii}\}_{i=1}^N$.

Appendix C. Adjacency matrices of self-similar graphs

In the general random graph case, an adjacency matrix can directly be computed by equation (B.1). For the self-similar graphs discussed in this paper, the adjacency matrices can be generated in a neat recursive manner through the Kronecker product \otimes .

Consider the sequence of triangular scale-free graphs $\text{SF}\Delta_n$ shown in figure A.1. Notice that $\text{SF}\Delta_1$ has the adjacency matrix

$$A_1 = \begin{pmatrix} 0 & 1 & 1 \\ 1 & 0 & 1 \\ 1 & 1 & 0 \end{pmatrix}. \quad (\text{C.1})$$

Generally, for recursive networks of the type considered in this paper, there is always a first stage: we denote the corresponding adjacency matrix by A_1 . Likewise, we denote the adjacency matrix of the recursive graph in generation n by A_n . These A_n values can be directly computed by the following algebraic recursion. Given A_1 , let

$$A_{n+1} = R_{n+1} \cdot [M \otimes (P_n \cdot A_n \cdot P_n^t)] \cdot R_{n+1}^t. \quad (\text{C.2})$$

The particular form and size of the matrix M dictates how identical copies of A_n will be assembled together. For example, in the case of $\text{SF}\Delta_n$ we have

$$M = I_3, \quad (\text{C.3})$$

the 3×3 identity matrix. The R_n are nonsquare projection matrices. For example, in the case of $SF\Delta_n$, the $(n - 3) \times n$ matrix R_n is the ‘almost diagonal’ matrix written in terms of projections of the $n \times n$ identity matrix I_n ,

$$R_n = \begin{pmatrix} I_n(1, :) + I_n(n, :) \\ I_n(2 : (n/3 - 1), :) \\ I_n(n/3, :) + I_n((n/3 + 1), :) \\ I_n((n/3 + 2) : (2n/3 - 1), :) \\ I_n(2n/3, :) + I_n((2n/3 + 1), :) \\ I_n((2n/3 + 2) : (n - 1), :) \end{pmatrix}. \quad (\text{C.4})$$

This pastes the different copies of generation n together, by merging at ‘pivot’ nodes. Finally, P_n are $n \times n$ permutation matrices which serve to re-order rows and columns of A_n , to ensure that the right pivot nodes (the hubs, in the case of $SF\Delta_n$) are picked up for merging next.

The choice of R_n , M and P_n defines the construction through the algebra of the Kronecker product for a very large class of recursive graph families. Furthermore, one could mix-and-match the R_n , M and P_n to be different matrices at each stage to produce an even larger class of graphs.

In this manner, it is straightforward to produce A_n on a computer for any stage n , and together with the general form of the Dynkin’s equations discussed in appendix B, one can easily compute \mathbf{T} and the average FPTs.

References

- [1] Barabási A-L and Albert R 1999 *Science* **286** 509
Albert R, Jeong H and Barabási A L 1999 *Nature* **401** 130
- [2] Albert R and Barabási A-L 2002 *Rev. Mod. Phys.* **74** 47
- [3] Dorogovtsev S N and Mendes J F F 2002 *Adv. Phys.* **51** 1079
- [4] Bornholdt S and Schuster H G 2003 *Handbook of Graphs and Networks* (Berlin: Wiley-VCH)
- [5] Cohen R, Erez K, ben-Avraham D and Havlin S 2000 *Phys. Rev. Lett.* **85** 4626
Cohen R, Erez K, ben-Avraham D and Havlin S 2001 *Phys. Rev. Lett.* **86** 3682
- [6] Hughes B D *Random Walks and Random Environments* (Oxford: Clarendon)
- [7] Redner S 2001 *A Guide to First-Passage Processes* (New York: Cambridge University Press)
- [8] Lovász L 1996 *Combinatorics, Paul Erdős is Eighty* vol 2, ed D Miklós, V T Sós and T Zsönyi (Budapest: János Bolyai Mathematical Society) pp 353–398
- [9] ben-Avraham D and Havlin S 2000 *Diffusion and Reactions in Fractals and Disordered Systems* (Cambridge: Cambridge University Press)
- [10] Banerjee S, Mallik S B and Bose I 2004 Reaction diffusion processes on random and scale-free networks *Preprint* cond-mat/0404640
- [11] Gallos L K and Argyrakis P 2004 Absence of kinetic effects in reaction–diffusion processes in scale-free networks *Preprint* cond-mat/0402269
- [12] Di Matteo T, Aste T and Gallegati M 2004 Innovation flow through social networks: productivity distribution *Preprint* physics/0406091
- [13] Simonsen I, Eriksen K A, Maslov S and Sneppen K 2004 Diffusion on complex networks: a way to probe their large scale topological structures *Physica A* **336** 163
- [14] Dorogovtsev S N, Goltsev A V and Mendes J F F 2002 *Phys. Rev. E* **65** 066122

- [15] Jung S, Kim S and Kahng B 2001 *Preprint* cond-mat/0112361
Barabási A-L, Ravasz E and Vicsek T 2001 *Physica A* **299** 559
Krön B 2002 *Preprint* math.CO/0202171
- [16] Kahng B and Redner S 1989 *J. Phys. A: Math. Gen.* **22** 887
- [17] van Kampen N G 1997 *Stochastic Processes in Physics and Chemistry* 2nd edn (Amsterdam: North-Holland)
- [18] Erdős P and Rényi A 1959 *Publ. Math. Debrecen* **6** 290
- [19] Sood V, Redner S and ben-Avraham D 2004 First passage properties of the Erdős–Rényi random graph
Preprint cond-mat/0410309
- [20] Rozenfeld H D, Kirk J E, Bollt E M and ben-Avraham D 2004 *Preprint* cond-mat/0403536